
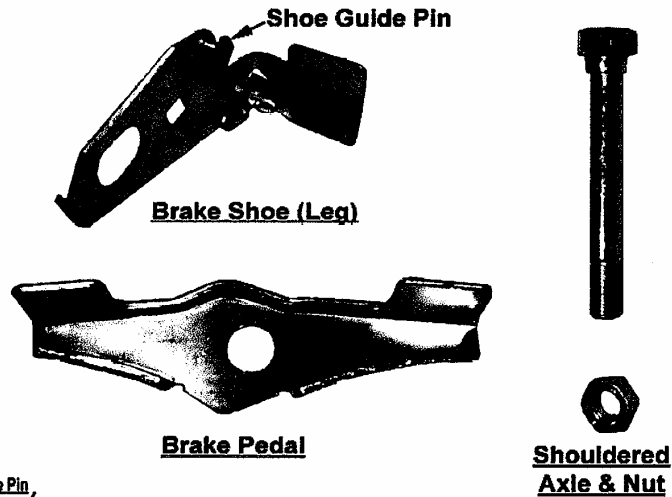
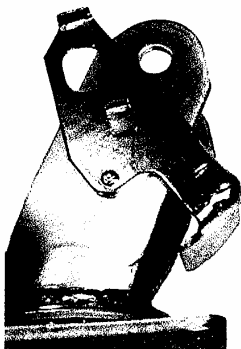


TOP-LOCK Brake Kit Instructions




STEP #1
Line Up Guide Pin
With Brake Slot



STEP #2
Install Brake Shoe

Top of shoe may need to
be bent up or down
for different wheels



STEP #3
Install Wheel, Foot Pedal,
Axle & Tighten Nut